CompletionsDS

COMPLETIONS DELIVERABLES MANAGEMENT SYSTEM

One controlled environment for construction, commissioning, handover and operations.

EXPLORE THE PLATFORM →

CONNECTED DELIVERY

- FACTORY
- CONSTRUCTION
- COMMISSIONING
- HANDOVER
- OPERATIONS

CompletionsDS CDS

COMPLETIONS DELIVERABLES MANAGEMENT SYSTEM

A single source of truth for completions

CDS connects asset data, inspection and test records, punchlists, workpacks, certification, reporting and handover evidence in one controlled project environment.

AT A GLANCE

- Live readiness and constraint visibility
- Field-to-office digital workflows
- Auditable governance and sign-off
- Structured handover from controlled records

01 LIFECYCLE & SETUP

From factory execution to operations, with structured WBS and source-register imports.

02 DIGITAL EXECUTION

ITRs, E-Forms, punchlisting, weekly planning and controlled rework.

03 VISUAL CONTROL

PCC, P&ID, network and readiness reporting in the plant context.

04 GOVERNANCE

Certificates, vendors, roles, audit trails and compliance controls.

05 HANDOVER

Dossiers, closeout registers and continuity into operations.

06 BUSINESS VALUE

Faster setup, clearer priorities, portable closeout and expert support.

Connected data. Controlled evidence. Clear readiness.

A continuous information pathway from project setup and field execution through certification, handover and operations.

Lifecycle and project foundations

Build the information structure early so evidence flows cleanly into handover.

AT A GLANCE

- Structured data and early decisions
- AI-assisted setup
- Cleaner handovers, faster to operations

FACTORY → CONSTRUCTION → COMMISSIONING → HANDOVER → OPERATIONS

ONE PROJECT DATA MODEL

- Tags, cables, pipes, I/O and drawings remain connected.
- ITRs, certificates, punchlists and workpacks live in the same project.
- Data moves with the plant into operations.

FOUR-PHASE SETUP

- Project shell
- Prerequisites
- Register import
- Form template selection

AI-ASSISTED FOUNDATION

- Equipment Classifier proposes disciplines and stages.
- WBS Planner develops a defensible hierarchy.
- Template Projects clone a golden setup.

MINIMUM SOURCE DATA

Mechanical | Electrical | Instruments | Cables | PLC I/O | Sub-system dates | Drawings | Vendors | Spares

Setup starts at Handover.

The turnover package defines what must be captured, so the structure is designed backwards from it. That is why early engagement saves database re-work — the alternative is discovering at closeout what should have been recorded at the factory.

CompletionsDS CDS

COMPLETIONS DELIVERABLES MANAGEMENT SYSTEM

One environment, not a stack of spreadsheets

Every module writes to the same project record, so a tag closed in the field is a tag closed in the dossier.

ASSET DATA

- Tag Register
- I/O Register
- Drawing Register
- Engineering Data Import
- Test Matrix for auto set-up

EXECUTION

- Bar-Coded & Electronic Test Records
- Punchlisting + In-Field App
- Preservations
- Schedule Gantt
- Daily Diary

GOVERNANCE

- Certificates
- Vendor Register
- Change Management
- Bridge / Force Register
- Issues Register
- Activity Log
- User Management

HANDOVER

- Handover Dossier
- PCC Register
- Material Handover
- Contract Deliverables
- Spares

Twenty-two modules, one record.

Nothing is bolted on. A certificate raised against a tag is visible in the register, the dossier, the readiness view and the audit trail at the same moment.

A flexible WBS, defined once

Records attach to the structure rather than a spreadsheet tab, so status rolls up without anyone reconciling it by hand.

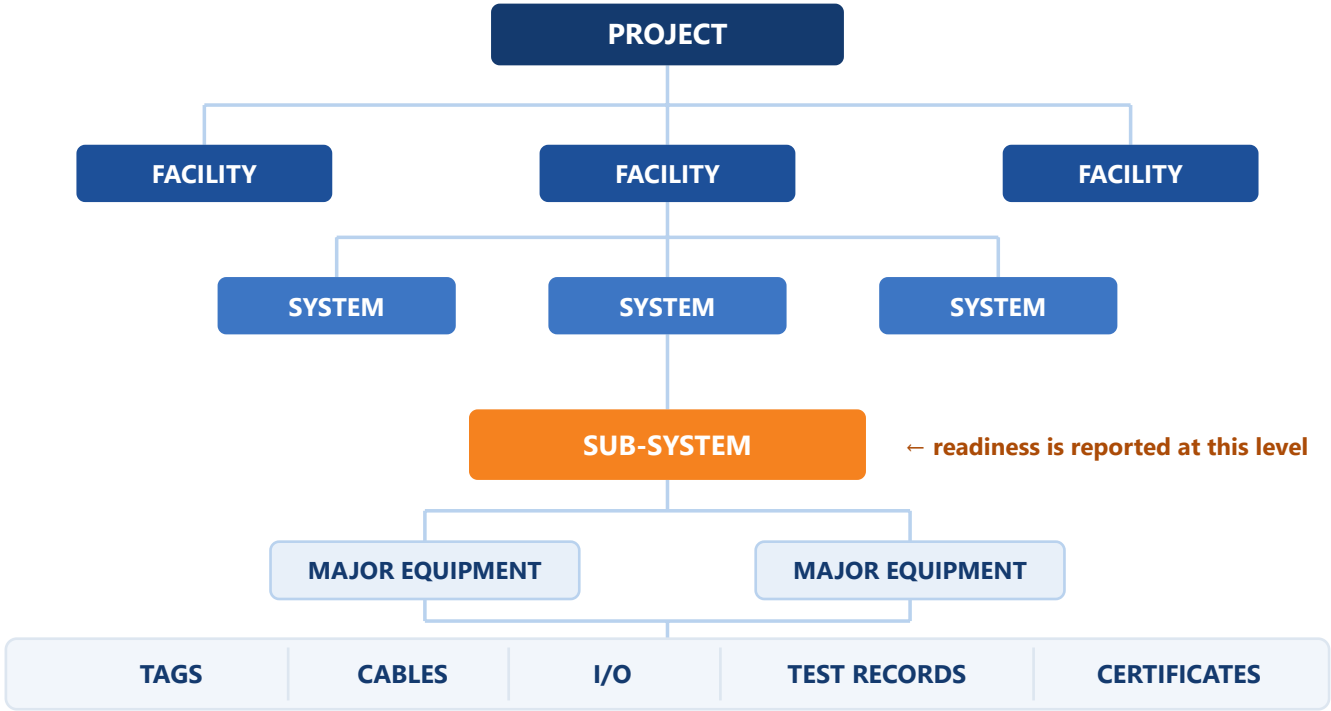

Seven levels, defined once at setup. Everything below Sub-System rolls up to it automatically.

Digital execution and quality control

Turn completions evidence and deficiencies into controlled, executable workflows.

ITR ENGINE

One matrix serves tags, cables and pipes. Word, Fillable PDF and native E-Forms operate side by side.

E-FORMS & SIGN-OFF

Sectioned templates, conditional fields, record locking and configurable Executor / Reviewer / Approver workflows.

FIELD PUNCHLISTING

Real-time defect capture, photos, coordinates and Android / iOS support.

WEEKLY PLANNING & REWORK

AI effort estimates, multi-trade allocation, constraint visibility and traceable RW-xxx rework packs.

FIELD TO OFFICE

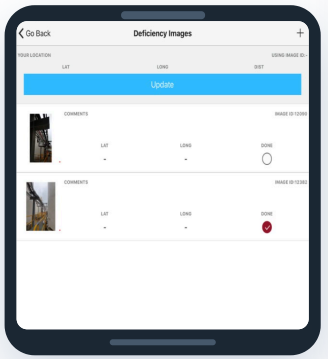

Deficiency Images



Captured evidence

- Immediate central updates
- Digital evidence at the point of work
- Controlled history of uploaded, rejected and completed records

Visual control, readiness and AI

See completion status in registers, drawings, networks, schedules and executive views.

P&ID OVERLAY

Recolour pipes and instruments by test-record status on the latest issued revision.

PLANT NETWORK

Graph tags, pipes, cables and PCCs. Jump directly to register rows.

AM-I-READY

Incomplete deliverables, blockers and readiness at WBS, PCC and workpack levels.

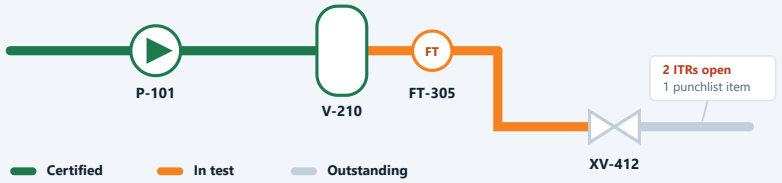

Status shown where the work is, on the latest issued revision — not reconciled across a spreadsheet, a drawing and a register.

DECISION ADVANTAGE CDS connects status to the physical and functional context of the plant, reducing the need to reconcile disconnected spreadsheets, drawings and registers.

Where AI fits: specific, checkable places

Every use produces something a person reviews and can overrule.

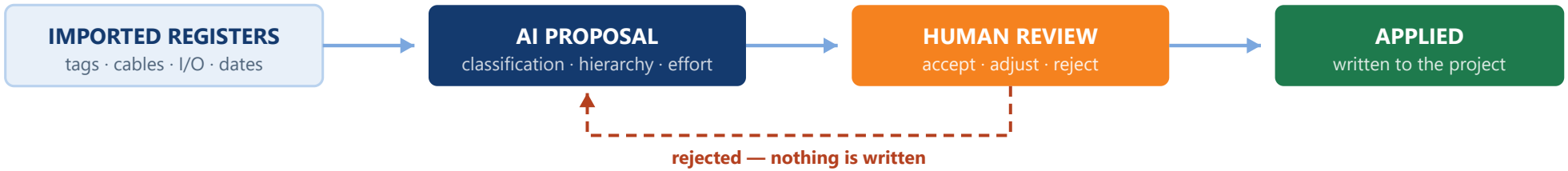

No AI output signs a certificate or closes a record. Every proposal is reviewable and reversible.

EQUIPMENT CLASSIFIER

Proposes disciplines and project stages from imported registers.

WBS PLANNER

Develops a defensible hierarchy from imported data, which you adjust rather than build.

EFFORT ESTIMATES

Nominal record hours feed weekly planning and give an early view of labour demand.

MATRIX GAP DETECTION

Identifies where the equipment-type matrix has left a deliverable unallocated.

PUNCHLIST PRIORITISATION

Scope categorisation plus weighting, so the order is consistent across systems.

WEEKLY SUMMARIES

Drafted from the audit trail, so the narrative matches the record.

Governance, vendors and handover

Maintain auditable control while building the final turnover package continuously.

CERTIFICATE LIFECYCLE

- CVC and NOE registers with multiple active certificates per tag
- Re-certification badges and pending status indicators
- Configurable stage gates before downstream work opens

VENDOR & COMPLIANCE

- Contracts, contacts, insurances, inductions and on-site schedules
- Per-project roles, delegation and Terms Acceptance
- Legal document visibility and complete activity logging

HANDOVER & CLOSEOUT

- Bundle ITRs, certificates and workpack documents by workpack
- Skip and failure reporting prevents silent gaps
- Portable Excel registers and staged delivery for large dossiers

COMPLETE → VERIFY → CERTIFY → PACKAGE → HANDOVER

Handover is generated from controlled project records — not recreated as an end-of-project export exercise.

Readiness you can act on

The figures below are from a live project — including the ones that are not good news.

WHY IT LOOKS LIKE THIS

- A tracker that only shows green measures nothing
- The shortfall is surfaced while there is time to act

TOTAL SCOPE	CLOSED	REMAINING	% COMPLETE	PROJECT STATUS
3,171	2,266	905	71.5%	OFF TRACK

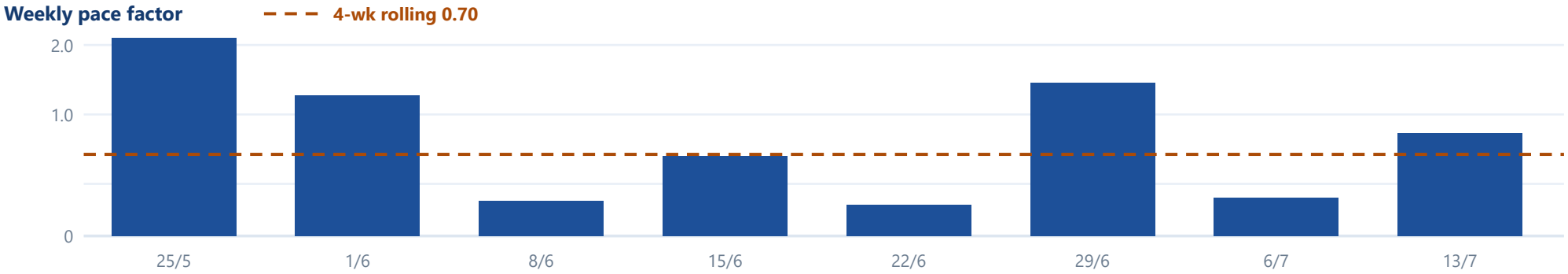

Am-I-Ready reporting directs effort toward incomplete and constrained deliverables, rather than whatever is nearest.

DASHBOARDS & GAUGES

Sub-system, test record and punchlist progress in the plant context.

GANTT & SKYLINE

Sub-system timelines and skyline views alongside the register data.

YOUR OWN REPORTS

Generated from downloaded register data, in your format, without waiting on us.

You own it, and you can leave with it

The exit path is the same path you use every week.

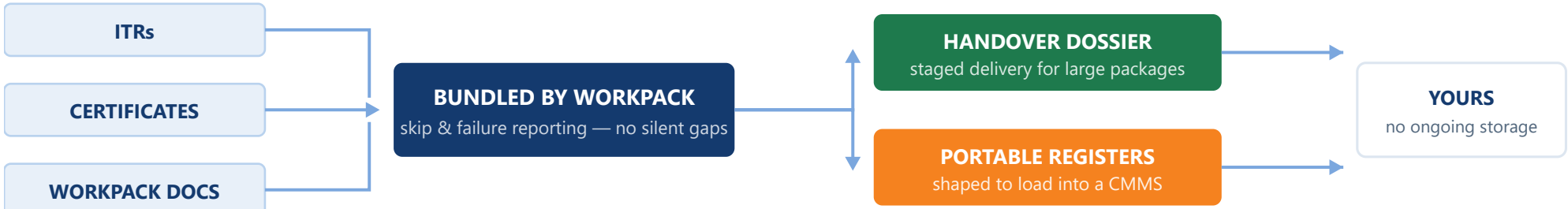

The package is assembled continuously from records already held, not gathered at the end of the project.

No hostage data.

Export is a standard function of the platform, not a paid exit service or a support ticket. The registers, records, certificates and evidence belong to the project owner.

Why CompletionsDS

A practical platform designed around the realities of major-project completions.

01
PRIORITISED WORK

Am-I-Ready reporting directs effort toward incomplete and constrained deliverables.

02
LOWER ADMINISTRATION

Automatic record allocation, imports, barcodes and digital workflows reduce manual handling.

03
VISIBLE PROGRESS

Graphical dashboards, Gantt views and plant-context reporting show status clearly.

04
ESTIMATED EFFORT

Nominal record hours and crew-aware planning provide an early view of labour demand.

05
PORTABLE CLOSEOUT

Dossiers and register exports support completion without mandatory ongoing storage.

06
EXPERT SUPPORT

Direct access to personnel with software-development and major-project completions experience.

From engagement to records in the field

Four phases. The first two are where the time is genuinely saved.

1 Project shell	2 Prerequisites	3 Register import	4 Form templates	Field app live
Turnover package agreed	Registers validated first	Mapping & error recovery	Matrix allocates records	

Where database re-work is avoided rather than paid for later

Duration depends on register quality more than project size. We will give you a dated plan against your own data once we have seen it.

CONTACT
Alan Day

MOBILE
0429 933 538

EMAIL
alan.day@softwarefirst.com.au

LINKEDIN
linkedin.com/in/alan-day

SECURITY & HOSTING
softwarefirst.com.au/security

ABN
86 629 219 567

EXPERIENCE DELIVERING COMPLETIONS ON PROJECTS FOR

Rio Tinto · Fortescue · Talison Lithium · Visionstream · WSG Energy Services · Rise Specialised Services